

Contact Us

Arnolfini is located in the centre of Bristol on Narrow Quay, between the harbourside and Prince Street.

If you have any queries or concerns regarding access requirements please contact Arnolfini.

Phone: 0117 917 2300
Email: boxoffice@arnolfini.org.uk
Web: <https://www.arnolfini.org.uk/>

ARNOLFINI



ARNOLFINI

16 Narrow Quay,
Bristol,
BS1 4QA

Sensory Guide

Contents Page

Planning Your Visit.....	1
Planning Your Visit (Continued).....	2
Sensory Symbols	3
Sensory Symbols (Continued)	4
Entrance.....	5
Café Bar	6
Book Shop.....	7
Gallery 1.....	8
Gallery 2	9
Gallery 3.....	10
Gallery 4.....	11
Gallery 5.....	12
Reading Room	13
Sensory Space (Meeting Room)	14
Sensory Space (Meeting Room)	15

Busy Times:

- **Quietest:** Quieter days for the galleries and bookshop are typically Tuesday-Thursday.
- **Quietest:** Quieter days for the Café Bar are typically Monday-Thursday.
- **Busiest:** Busiest days for the Galleries, Bookshop

Planning Your Visit

Opening Times:

Galleries:

Gallery 1: Playback 18th-28th August

Open: Tuesday- Sunday 11:00am 6:00pm

Closed: Mondays (**Open** Bank Holiday Mondays 11:00am-6:00pm)

Gallery 2, 3, 5 and Sensory Space: 18th-28th August

Workshops Led by Artist Karanjit Panesar:

Open: 1:00pm-4:00pm on 18th, 19th, 26th, 27th, 28th August

Workshops Led by Volunteers/Arnolfini Learning Team:

Open: 1:00pm-4:00pm on 20th, 22nd, 23rd, 24th, 25th August

Relaxed/Early Opening:

Open: 12:00pm-1:00pm on 23rd and 25th August

Bookshop:

Open: Tuesday-Sunday 11:00am-6:00pm

Closed: Mondays (**Open** Bank Holiday Mondays 11:00am-6:00pm)

Café Bar:

Open: Sunday-Monday 10:00am-7:00pm

Open: Tuesday-Thursday 10:00am-8:00pm

Open: Friday-Saturday 10:00am-9:00pm

Planning Your Visit

- **What should I wear?**

Arnolfini is a relaxed public space, this means that casual clothing such as jeans and t-shirts are perfectly acceptable clothing to wear.

- **Do I have to que?**

Access to Arnolfini is free, there is no need to que. There are donation boxes around the building if you wish to contribute any money.

- **Can I bring my own food?**

You can bring your own food, there is a space in Gallery 2 on Level 1 where you can sit to eat. However, if you wish to eat in the Café Bar you must purchase food or drinks there.

- **Who can I ask for help?**

There are volunteers on all levels in the Arnolfini, but for more detailed information please feel free to talk to the Visitor Experience staff sat behind the front desk.


- **What if it all gets too much?**

There is a neurodiverse friendly Sensory Space on Level 1. It is also possible to leave and re-enter the Arnolfini as many times as needed.

Sensory Symbols

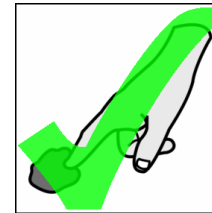
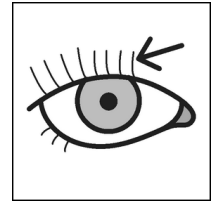
What Are Sensory Symbols?

Around the gallery you will see a series of pictures. These show how you can interact with each of the rooms and the exhibitions themselves!




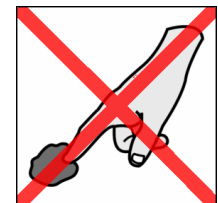
The artwork has sound

You can look at the artwork




You can touch

You can't touch




Strong smell

Loud sounds




Sensory Symbols




Natural lighting

Artificial/bright lighting



No lighting

Low lighting




Flashing lights

Crowded area



Entrance



See



- Two sets of automatic doors as you enter.
- There is a mixture of artificial and natural lighting.
- Lift and stairs that take you to all floors.
- A large blue wall with writing about the current exhibition.
- A desk with 'Welcome' written above and Arnolfini staff.
- Two wooden benches for people to sit on.
- People exiting and entering the space.

Hear



- Swish of the automatic doors.
- Voice over in the lift.
- Pens being used and typing from computers.
- Peoples footsteps and pushchairs and wheelchairs.
- Faint hum of artificial lighting.
- Noises from the Café Bar.
- Noise from the harbourside.
- Distant sounds from exhibitions.
- Adults and children talking and laughing.

Touch



- Wooden frame benches.
- Smooth surface on the information desk.
- The grainy texture of the walls.
- Cold stone floor.

Smell



- The smell of other people, their perfume and their cologne.
- Cleaning fluids and disinfectants.
- Drinks and food from the Café Bar.

Café Bar



See



- Cakes on the bar counter with bottles lined along the back wall of the bar.
- Menu written in chalk on a black board across the top of the bar.
- Framed artwork and posters around walls.
- A mirror on the left wall as you enter.
- Wooden tables and metal chairs around the room.
- Potted plants around the room.
- A wooden cabinet for takeaway drinks.
- Adults and children eating and drinking.

Hear



- Bangs and crashes of cutlery, plates and mugs hitting each other.
- The coffee machine steaming and banging.
- Drinks being poured and water running.
- Metal chairs scraping across the floor.
- The sound of refrigeration units
- Adults and children talking, laughing, drinking and eating.
- Spray bottles being squirted as staff clean the tables.

Touch



- Metal cutlery.
- Food and drink that has been purchased.
- The paper material of napkins.
- Wooden surface of the table tops.
- Cold metal on the chairs.

Smell



- Coffee, tea, fruit tea and alcohol.
- Cakes and bread
- The smell of other people, their perfume and their cologne.
- Cleaning fluids and disinfectants.

Book Shop



See



- Shelves with books and magazines stacked on top of each other and side by side.
- A cash desk where you pay for the books you wish to buy.
- There are tables with books on around the room.
- People reading and flicking through books.
- The harbourside through the windows

Hear



- People flicking through book pages.
- The cash register being opened and closed.
- Soft and loud thuds as people pick up and put down books.
- Noises from the harbourside, entrance and exhibition.
- Adults and children talking and laughing.
- Peoples footsteps and pushchairs and wheelchairs.

Touch



- Books (hard backs and soft covers) and magazines, but only with clean hands.
- The grainy texture of the walls.
- The floor.
- The smooth surface of the table tops.

Smell



- The smell of new books.
- The smell of other people, their perfume and their cologne.
- Cleaning fluids and disinfectants.

Gallery 1



See



- This room has low-level lighting, but you can ask a volunteer for a torch.
- A series of small screens playing a range of video artworks, connected to these screens are sets of headphones.
- Volunteers moving about the space.
- Two black benches to sit on.
- The walls are white.
- A fire escape sign that is lit up.
- People watching the video artworks, talking to volunteers and each other.

Hear



- Sound coming from the video artwork through headphones.
- Muted footsteps of people walking on the carpet.
- The volunteers moving about the space.
- People talking with each other and volunteers about the artworks.

Touch



- The grainy texture of the walls.
- The material of the carpet.
- Surface of the touchscreens.
- The material on the headphones.

Smell



- Due to the confined space the smell of other people, their perfume and their cologne may be more intense.
- Cleaning fluids and disinfectants.

Gallery 2



Section 1:

See



- Natural and artificial light.
- Pushchairs can be left in this space.

Hear



- Peoples footsteps and pushchairs and wheelchairs.
- People talking and whispering.
- Noises from the hallway and galleries.

Touch



- The grainy texture of the walls.

Smell



- The smell of other people, their perfume and their cologne may be more intense.
- Cleaning fluids and disinfectants.

Section 2:

See



- Natural and artificial light.
- Bean bags, tables, chairs and books.
- People eating, talking and relaxing.

Hear



- Peoples footsteps.
- People talking and eating.
- Noises from the hallway and galleries.

Touch



- The grainy texture of the walls.
- Material on the beanbags, chairs and tables.

Smell



- The smell of other people, their perfume and their cologne may be more intense.
- Cleaning fluids and disinfectants.

Gallery 3



See



- Along the far wall is a giant collection of 2D props, some of them painted green.
- Walls are painted white and there is artificial lighting in this space.
- Two cameras set up on tripods facing opposite directions, one pointed at the props, the other towards the near wall.
- A large projection onto one of the side walls.
- A series of tables set up with boxes, paper to cut out, green pens, a laptop, 2 cameras and a projector projecting onto the side wall.
- On the near wall there are placards or boards where you can write messages and hold them up to the camera.
- People interacting with the space.

Hear



- Rustling of paper and cardboard.
- Humming of artificial lighting and projectors.
- The room echoes so people's voices may be distorted.
- Adults and children talking and laughing, this could be quite loud.
- Peoples footsteps and pushchairs and wheelchairs.
- The sound of lift in the hallway.

Touch



- The paper, cardboard boxes and pens.
- The grainy texture of the walls.
- The cold flooring.

Smell




- The smell of other people, their perfume and their cologne.
- Paper and pens.
- Cleaning fluids and disinfectants.

Gallery 4

Please note that Gallery 4 is closed until further notice.

Gallery 5



See



- It is very dark in this room but you can ask a volunteer for a torch.
- There is a projector overhead.
- Moving images projected onto a wall makes up the video artwork.
- A black bench in the middle of the room.
- People sat on the bench, stood around the artworks or even sat on the floor.
- Fire exit sign.

Hear



- Sound coming from the video artwork.
- Muted footsteps of people walking on the carpet.
- The vibration and air vents of the projector.
- The volunteers moving about the space.
- People talking and whispering.
- Sudden noise from the video artworks.
- Sounds from the hallway.

Touch



- The grainy texture of the walls.
- The material of the carpet.
- Wooden frame and soft tops of the benches.

Smell



- Due to the confined space the smell of other people, their perfume and their cologne may be more intense.
- Cleaning fluids and disinfectants.

Reading Room



See



- Shelves with books and magazines stacked on top of each other and side by side.
- Tables with books and documents on.
- A table at the back of the room with chairs around.
- A sofa in the room.
- A large metal cuboid sculpture.
- Windows providing natural light in the room.
- People reading and flicking through books.

Hear



- Chairs being moved.
- Noise from the hallway.
- Soft and loud thuds as people pick up and put down books.
- People flicking through book pages.
- The hum of artificial lighting.
- Adults and children talking and laughing.
- Carpeted footsteps from inside the room.

Touch



- Books (hard backs and soft covers) and magazines, but only with clean hands.
- The grainy texture of the walls.
- The floor.
- The smooth surface of the table tops.

Smell




- The smell of new and old books.
- The smell of other people, their perfume and their cologne.
- Cleaning fluids and disinfectants.

Sensory Space (Meeting Room)

The Sensory Space is situated on Level 1 in the Meeting Room. This is a Neurodiverse friendly area, here are some photographs of the space.



Sensory Space (Meeting Room)



As the Sensory Space is a trial run all feedback is welcome. Please leave comments and critiques in the blue box next to the water.

